



Acme Sanitary Ware Co. Ltd.


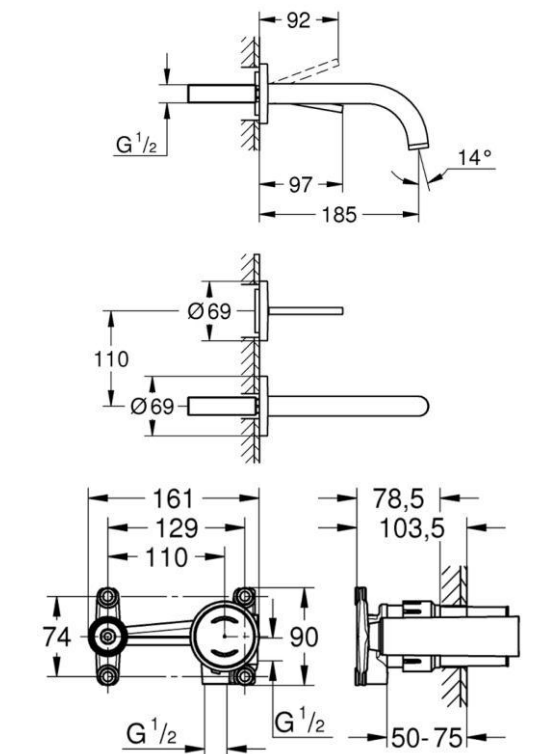
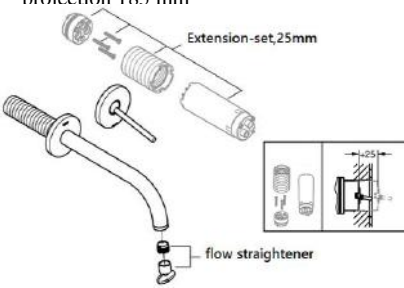

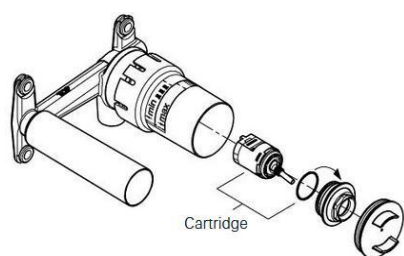

1/F, Acme Building, 22-28 Nanking Street, Kowloon, Hong Kong
Tel: 2388 7171 Fax: 2710 8012
Email: acme@acmesanitary.com.hk
Website: www.acmesanitary.com.hk



Pure Freude
an Wasser

PROJECT		REF		REV	ITEM CODE	
LOCATION		DATE			PAGE	

SANITARY WARE SPECIFICATION SHEET

Item Descriptions	GROHE (Germany) "Atrio" Chrome plated two-hole basin mixer joystick with concealed body (projection 185 mm); nominated flow rate 5 L/min in WELS Grade 1 ; Registration No. TM 21-0069	<div>Illustration/ Drawing</div> <div></div> <div></div> <div><div>Colour options:</div><div><div><div>● 003 StarLight Chrome</div><div>● DC3 SuperSteel</div><div>● DA3 Warm Sunset</div><div>● A03 Hard Graphite</div><div>● AL3 Brushed Hard Graphite</div></div><div><div>● GL3 Cool Sunrise</div><div>● GN3 Brushed Cool Sunrise</div><div>● DL3 Brushed Warm Sunset</div><div>● BE3 Polished Nickel</div><div>● EN3 Brushed Nickel</div></div></div></div>
Model	19287003 (Mixer) 23429000 (Concealed body)	
Finish / Material	Chrome Plated / DR-brass	
Country of origin Manufacturer	Germany GROHE Limited	
Supplier	Acme Sanitary Ware Co. Ltd Mr. Eric Wong/ Mr. Don Yuen	
Contact Tel/Fax E-mail Website	(852) 2388-7171 / (852) 2710-8012 acme@acmesanitary.com.hk www.acmesanitary.com.hk	
<div><div><div>Two-hole basin mixer joystick</div><div><ul style="list-style-type: none">• wall mounted• without concealed body• set for final installation for 23429000• GROHE FeatherControl Joystick cartridge• GROHE StarLight chrome finish• GROHE EcoJoy 5.7 l/min laminar mousseur• centre distance 110 mm• nroiection 185 mm</div><div></div><div></div></div><div><div><div>Single-lever mixer 1/2" , concealed body</div><div><ul style="list-style-type: none">• for 2 hole basin mixer• without finishing trim set• GROHE FeatherControl Joystick cartridge• wall installation• installation device• DR-brass• allows for waterproofing of wall construction surrounding the concealed body• with sealing sleeve</div><div></div><div></div></div></div></div>		

Note: [YouTube \(GROHE Atrio Product\) https://www.youtube.com/watch?v=HJDtY_EFMdM](https://www.youtube.com/watch?v=HJDtY_EFMdM)



* All information of the above is for the reference only. No prior notice is made if any changes.

註冊號碼 (Registration No.):

TM 21-0069



自願參與用水效益標籤計劃 - 水龍頭
Voluntary Water Efficiency Labelling Scheme - Water Taps



茲證明
This is to certify that

將下列水龍頭在本計劃內註冊：
has registered the following water tap under this scheme :

牌 子 / Brand	:	Grohe
型 號 / Model	:	23429000 + 19287XX3 + 410992031
種 類 / Type	:	Mixing
原產地 / Country or Region Origin	:	Germany (Mixer & Flow Controller)

XX – denotes the code of colour

在用水效益標籤上展示的標誌

Symbolic Presentation on the Water Efficiency Label :



滴水點

Water droplet(s)

用水效益級別

Water Efficiency Grade :

1

耗水量

Water Consumption :

5.0

公升/分鐘

litres/minute

簽發日期：
Date of Issue:

12 March 2021



水務署
Water Supplies Department



水務署署長(張業駒代行)
for Director of Water Supplies



水務署
Water Supplies Department

總部 Headquarters

灣仔告士打道七號入境事務大樓 48 樓

Immigration Tower, 7 Gloucester Road, Wan Chai, Hong Kong

本署
Our
來函檔
Your ref.



3321/19 Pt.1 T/J(1)

電話
Tel.
傳真
Fax.

: 2824 0578

18 February 2019



Approval of "GROHE" Basin Mixer
(General Acceptance No. C20190125)

Your letter ref. WRC/2024 dated 28 December 2018 refers.

Having considered the test report ref. J23603A issued on 19 December 2018 by Nutek Systems (HK) Ltd., this Authority accepts that the fitting described below complies with, and its use when correctly installed does not contravene, the Waterworks Ordinance and Regulations.

Name of Manufacturer: Grohe AG

Country of Origin: Germany

Brand: Grohe

Details of Fitting: 1/2" 2-hole basin mixer with concealed body

Model: 23429000 + 19287XX3
(where the digits "XX" denote the code of colour)

Body Markings: 

Expiry Date: 22 November 2023



This Authority hereby permits the use of the above fitting in fresh water plumbing systems subject to full adherence to Waterworks installation requirements. In particular, you are required to draw your customers' attention to the following requirement-

"The cold water supply to the fitting shall be drawn from the same source that supplies the hot water apparatus so as to provide a balanced pressure and to obviate the risk of scalding in the event of a restriction or failure in the water supply."

A condition of this acceptance is that the fitting to be installed shall be replicas of the sample as certified by the testing agent mentioned above and without modifications. This acceptance may be withdrawn at any time if the standard of the fitting installed fails to meet that of the approved sample or if the fitting is found to be unsuitable for use in fresh water plumbing systems.

This acceptance is only applicable to the main body of the fitting, unless other specified.

For the use of the fitting in any project, the General Acceptance Number of this letter must be quoted as a means of identification of acceptance of the fitting by this Authority.

Should you have any enquiries, please contact our Engineer Mr. Terry KUNG at tel. no. 3583 4086.

Yours faithfully,



(CHAN Chung-kun)

for Director of Water Supplies

Encl.

c.c. WSD 3321/1/82] - without catalogue
 ME/MC] - with soft copy only